



MN16

bourdon tube test gauges

all stainless steel construction, "solid-front"

class 0,6%

DS 6" (150mm)



PED 2014/68/UE

These instruments have been designed for laboratories, instrument testing or recalibration facilities and in other applications where accuracy and repeatability are of primary importance. These instruments have a solid separating wall in stainless steel, placed between the dial and the elastic element and an integral blow out back that is released from the case whenever a pressure is created inside the case, due to leaks or accidental ruptures of the elastic element. They can be used with fluids or gasses that do not have high viscosity and do not crystallize. The wetted parts in AISI 316L permits to use them in worse working conditions determined by aggressive ambients or process fluids. Upon request we can supply the calibration certificate issued by an Internationally recognized laboratory of ACCREDIA (Ex S.I.T. - Italian Calibration Service).

1.16.1 - Standard Model

Design: EN837-1.

Safety designation: S3 as per EN 837-2.

Accuracy class: 0,6 as per EN 837-1.

Ambient temperature: -13...+149 °F (-25...+65 °C).

Process fluid temperature: -40...+302°F (-40...+150 °C).

Calibration temperature: 68°F (+20 °C).

Thermal drift: ±0,4 %/10 K of range (starting from 68°F - 20°C).

Working pressure: max 75% of FSV.

Overpressure limit: 30% of FSV.

Protection degree: IP 55 as per IEC 529.

Socket material: AISI 316L st.st.

Bourdon tube: AISI 316L st.st. seamless tube.

Case: stainless steel.

Ring: stainless steel, bayonet lock.

Blow out disk: stainless steel

Window: safety glass.

Movement: stainless steel with internal limit stops of minimum and maximum pressure.

Dial: aluminium, white with black markings and anti-parallax mirror band

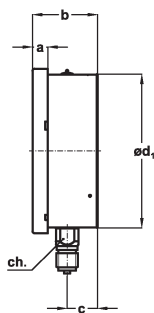
Pointer: adjustable, aluminium, black, knife-edge micrometer

RANGE	Minor graduation	Figure interval	bar	kPa	MPa	psi
-1...0	0,005	0,10	◆			
0...0,6	0,002	0,05	◆		◆	
0...1	0,005	0,1	◆		◆	
0...1,6	0,005	0,1	◆		◆	
0...2,5	0,01	0,1	◆		◆	
0...4	0,02	0,2	◆		◆	
0...6	0,02	0,5	◆		◆	
0...10	0,05	1	◆		◆	◆
0...16	0,05	1	◆		◆	◆
0...25	0,1	1	◆		◆	
0...30	0,1	2	◆		◆	◆
0...40	0,2	2	◆		◆	
0...60	0,2	5	◆	◆	◆	◆
0...100	0,5	10	◆	◆		◆
0...160	0,5	10	◆	◆		◆
0...250	1	10	◆	◆		
0...300	1	20	◆	◆		◆
0...400	2	20	◆	◆		◆
0...600	2	50	◆	◆		◆
0...1000	5	100				◆
0...2000	10	100				◆
0...3000	10	200				◆
0...4000	20	200				◆
0...6000	20	500				◆

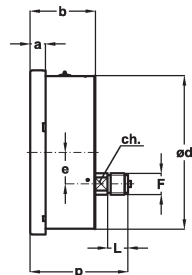
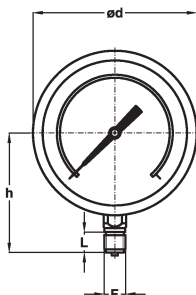


ISO 9001 : 2008
Cert. nr. 0433/6

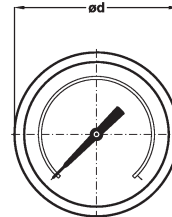




A - LOWER CONNECTION



D - BACK CONNECTION



Mounting	F	a	b	c	ch	ød	ød ₁	e	h	p	L	Weight
Lower	41M - G 1/2 A	0.59"	2.51"	1.18"	0.86"	6.33"	5.92"		4.60"		0.78"	2.49 lbs
	43M - 1/2-14 NPT	(15)	(64)	(30)	(22)	(161)	(150,5)		(117)		(20)	(1,13 kg)
Back	41M - G 1/2 A	0.59"	2.51"		0.66"	6.33"	5.92"	1.22"		3.79"	0.78"	2.27 lbs
	43M - 1/2-14 NPT	(15)	(64)		(17)	(161)	(150,5)	(31)		(96,5)	(20)	(1,03 kg)

dimensions : inches (mm)

PRESSURE GAUGE HOLDER CASE



Instruments with radial connection can be supplied of pressure gauge holder case, code **5VAL**.

OPTIONS

C - Back flange, for lower connection pressure gauges
E - Front flange, for back connection pressure gauges
CE1 - ACCREDIA certificate (pressure gauges)
CE3 - ACCREDIA certificate (vacuum gauges)
P02 - Oxygen service

"HOW TO ORDER" SEQUENCE

Section / Model / Case / Mounting / Diameter / Range / Process connection / Options

1 16 1 A G 41M C...E
D 43M CE1...P02

Copyright © Nuova Fima srl. All rights reserved. Any part of this publication should not be reproduced without a written Nuova Fima's srl approval

NUOVA FIMA USA Inc.
www.nuovafima.com - e-mail: infousa@nuovafima.com
41,4123 Hollister, Suite G - TX 77080 Houston
TE|TEL. +1 713.690.9800 - FAX +1 713.690.9803

-2-

NUOVA FIMA srl
www.nuovafima.com - e-mail: info@nuovafima.com
P.O. BOX 58 - VIA C. BATTISTI 59 - 28045 INVORIO (NO) ITALY
TEL. +39 0322 253200 - FAX +39 0322 253232

