


Product Information

TF1

Temperature Controller TF1



- Installation location as desired
- Compact construction
- Normally opened or normally closed contact

Characteristics

A fully potted bimetal thermostat switches when a limit temperature is reached.

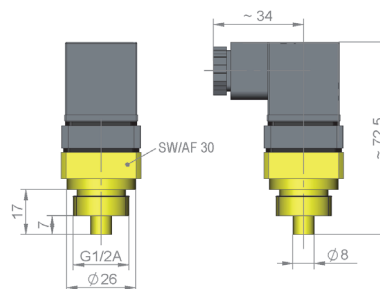
Technical data

Switch	bimetal thermostatic switch	
Process connection	male thread G 1/2 A - optionally G 3/4 A (further process connections available on request)	
Switching value	+40..+120 °C in 10 °C steps. The switching value is indicated for temperature increasing at 2 K/min.	
Tolerance	±10 K	
Hysteresis	10..20 K	
Pressure	PN 100	
Medium temperature	Switch	Medium temperature
	40 °C	-20..+ 90 °C
	50 °C	-20..+100 °C
	60 °C	-20..+110 °C
	70 °C	-20..+120 °C
	80 °C	-20..+130 °C
	from 90 °C	-20..+140 °C
Ambient temperature	-20..+70 °C	
Media	water, oils, gases	
Wiring	normally opened (n.o.) No. 0.212	
	normally closed (n.c.) No. 0.214	
Switching voltage	max. 250 V AC	
Switching current	max. 10 A	
Protection class	1 - safety insulation	
Ingress protection	IP 65	

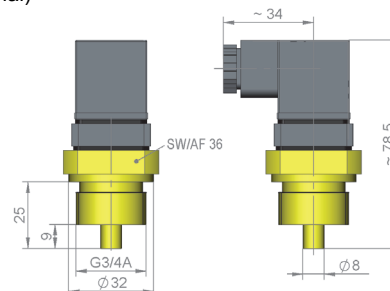
Electrical connection	plug DIN 43650-A / ISO 4400	
Materials medium-contact	Brass construction: CW614N	Stainless steel construction: 1.4305
Non-medium-contact materials	PA6.6, NBR	
Weight	G 1/2 A - 0.12 kg G 3/4 A - 0.18 kg	
Installation location	Installation location as desired. When installed, the sensor (Ø8) should be fully immersed in the medium.	

Dimensions

G 1/2 A



G 3/4 A (optional)



Ordering code

TF1 - 1. 2. 3. 4. H 5.

○=Option

1. Switching range	040 .. 120	temperature 40..120 °C in 10 °C steps
2. Connection material	M	brass
	K	○ stainless steel
3. Connection	015	thread G 1/2 A
	020	○ thread G 3/4 A
4. Process connection	H	screw-in thread
5. Wiring	S	wiring 0.212 normally open (n.o.)
	O	wiring 0.214 normally closed (n.c.)

Options

- Signal lamp red