



W30, W40 serie

bar-stock thermowells, stepped shank, with threaded connection, NP100



Thermowells are used to protect the measuring instrument from corrosion, high pressure or high fluid velocity and to allow the measuring instrument removal for recalibration or replacement without affecting the process system. The W30-W40 serie includes bar-stocked thermowells with a threaded process connection and they are suitable for heavy work conditions. These thermowells have a stepped-shank immersion length for a better process temperature measuring sensibility.

9 - Thermowells

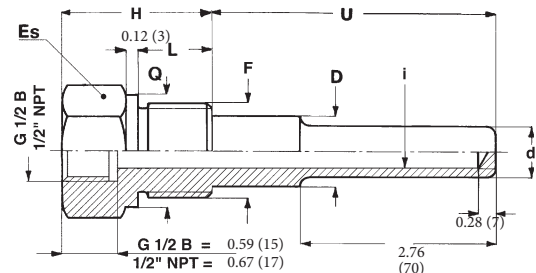
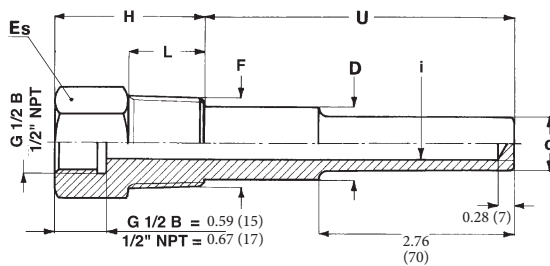
Nominal pressure: 1450 psi @ 752°F (100 bar @ 400°C).

Process fluid temperature: -328...+1112°F (-200...+600°C), for std materials.

Total length: 40" max (1000 mm).

Materials: AISI 316 (Cod. 4), AISI 316L (Cod. 5) st.st. bar-stock.

Special materials: Monel 400, Hastelloy C276, Alloy 825, Alloy 625, Duplex SAF 2205, Duplex SAF 2507 bar-stock.



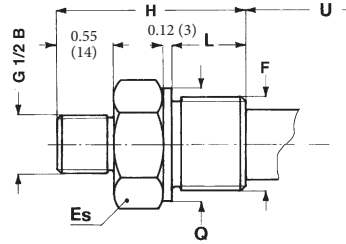
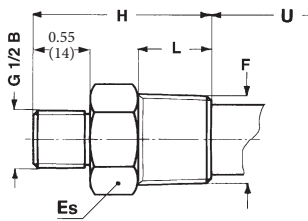
dimensions : inches (mm)

| Mod. | Es. | F | i | D | d | H | L | Q |
|------|--------------------------|-----------------|----------------------------|-----------|-----------|-----------|-----------|-------------|
| W31 | 0.94 (24) ⁽¹⁾ | 43M 1/2" NPT | 0.28-0.31-0.35 (7 - 8 - 9) | 0.71 (18) | 0.59 (15) | 1.81 (46) | 0.79 (20) | - |
| | | | 0.39-0.47 (10 - 12) | | 0.71 (18) | | | |
| W32 | 1.06 (27) ⁽¹⁾ | 53M 3/4" NPT | 0.28-0.31-0.35 (7 - 8 - 9) | 0.71 (18) | 0.59 (15) | 1.81 (46) | 0.79 (20) | - |
| | | | 0.39-0.47 (10 - 12) | 0.83 (21) | 0.71 (18) | | | |
| W33 | 1.42 (36) ⁽²⁾ | 41M G 1/2 B | 0.28-0.31-0.35 (7 - 8 - 9) | 0.71 (18) | 0.59 (15) | 1.81 (46) | 0.79 (20) | 1.02 (26) |
| | | | 0.39-0.47 (10 - 12) | | 0.71 (18) | | | |
| | | 63M 1" NPT | 0.28-0.31-0.35 (7 - 8 - 9) | 0.83 (21) | 0.59 (15) | 2.01 (51) | 0.98 (25) | - |
| | | | 0.39-0.47 (10 - 12) | 0.98 (25) | 0.71 (18) | | | |
| W34 | 1.61 (41) | 51M G 3/4 B | 0.28-0.31-0.35 (7 - 8 - 9) | 0.71 (18) | 0.59 (15) | 1.81 (46) | 0.79 (20) | 1.25 (31,7) |
| | | | 0.39-0.47 (10 - 12) | | 0.83 (21) | | | |
| W34 | 1.61 (41) | 61M G 1 B | 0.28-0.31-0.35 (7 - 8 - 9) | 0.83 (21) | 0.59 (15) | 2.01 (51) | 0.79 (20) | 1.54 (39) |
| | | | 0.39-0.47 (10 - 12) | | 0.98 (25) | | | |

(1) For insertion length > 16" (400 mm) and/or special material : round bar stock ø 1.18 (30mm) with 0.94" (24 mm) key.

(2) For insertion length > 28" (700 mm) and/or special material : round bar stock ø 1.38 (35mm) with 1.06" (27 mm) key.





dimensions : inches (mm)

| Mod. | Es. | F | i | D | d | H | L | Q |
|------|--------------------------|-----------------|----------------------------|-----------|-----------|-----------|-----------|-------------|
| W41 | 0.94 (24) ⁽¹⁾ | 43M 1/2" NPT | 0.28-0.31-0.35 (7 - 8 - 9) | 0.71 (18) | 0.59 (15) | 2.24 (57) | 0.79 (20) | - |
| | | | 0.39-0.47 (10 - 12) | | 0.69 (18) | | | |
| W42 | 1.06 (27) ⁽¹⁾ | 53M 3/4" NPT | 0.28-0.31-0.35 (7 - 8 - 9) | 0.71 (18) | 0.59 (15) | 2.24 (57) | 0.79 (20) | - |
| | | | 0.39-0.47 (10 - 12) | 0.83 (21) | 0.71 (18) | | | |
| | | 41M G 1/2 B | 0.28-0.31-0.35 (7 - 8 - 9) | 0.71 (18) | 0.59 (15) | 2.24 (57) | 0.79 (20) | 1.02 (26) |
| | | | 0.39-0.47 (10 - 12) | | 0.71 (18) | | | |
| W43 | 1.42 (36) ⁽²⁾ | 63M 1" NPT | 0.28-0.31-0.35 (7 - 8 - 9) | 0.83 (21) | 0.59 (15) | 2.44 (62) | 0.98 (25) | - |
| | | | 0.39-0.47 (10 - 12) | 0.98 (25) | 0.71 (18) | | | |
| | | 51M G 3/4 B | 0.28-0.31-0.35 (7 - 8 - 9) | 0.71 (18) | 0.59 (15) | 2.24 (57) | 0.79 (20) | 1.25 (31,7) |
| | | | 0.39-0.47 (10 - 12) | | 0.83 (21) | | | |
| W44 | 1.61 (41) | 61M G 1 B | 0.28-0.31-0.35 (7 - 8 - 9) | 0.83 (21) | 0.59 (15) | 2.44 (62) | 0.79 (20) | 1.54 (39) |
| | | | 0.39-0.47 (10 - 12) | 0.98 (25) | 0.71 (18) | | | |

(1) For insertion length > 16" (400 mm) and/or special material : round bar stock ϕ 1.18 (30mm) with 0.94" (24 mm) key.

(2) For insertion length > 28" (700 mm) and/or special material : round bar stock ϕ 1.38 (35mm) with 1.06" (27 mm) key.

OPTIONS

| |
|---------------------------------------------------|
| P02 - Oxygen service |
| E30 - NACE MR0103 - MR0175 (ISO15156) certificate |
| TC1 - Plug and chain (1) |
| NIP - Nipple with coupling (1) |

(1) Drawings and details in the "Thermowells information" sheet.

| i |
|------------------------|
| 070 - ϕ 0.28 (7) |
| 080 - ϕ 0.31 (8) |
| 090 - ϕ 0.35 (9) |
| 100 - ϕ 0.39 (10) |
| 120 - ϕ 0.47 (12) |

"HOW TO ORDER" SEQUENCE

| Section | Model | Material | Instrument connection | Process connection | Insertion hole length | Insertion length | Extension | Options |
|---------|-------|----------|-----------------------|--------------------|-----------------------|------------------|-----------|-----------|
| 9 | W31 | 4 | 41F - G 1/2 | 41M | 070 | | | P02...NIP |
| | W32 | 5 | 43M - 1/2 NPT | 51M | 080 | | | |
| | W33 | | 41M - G 1/2 B | 61M | 090 | | | |
| | W34 | | | 43M | 100 | | | |
| | W41 | | | 53M | 120 | | | |
| | W42 | | | 63M | | | | |
| | W43 | | | | | | | |
| | W44 | | | | | | | |

Copyright © Nuova Fima S.r.l. All rights reserved. Any part of this publication should not be reproduced without a written Nuova Fima S.r.l. approval

