

FLUKE®

Calibration

9190A Ultra-Cool Field Metrology Well

Ultra-cool dry-block calibrator
with best-in-class stability



9190A Ultra-Cool Field Metrology Well


The most accurate and stable
instrument in its class

The Fluke Calibration 9190A Ultra-Cool Field Metrology Well is the most accurate and stable, cold temperature dry-block on the market. It's ideal for applications that demand strict quality control and regulatory process compliance. These applications include on-location validation and calibration of RTDs, thermocouples, thermometers, and sensors used with process control equipment such as medical freezers, laboratory refrigerators, cold rooms, blood banks, sterilizers (autoclaves), and freeze dryers.

Great for cleanroom environments

Calibration baths are the most stable and uniform temperature sources available, but they aren't a good fit for cleanrooms. The size of a bath limits its portability, and bath fluids can easily spill and give off vapors. The 9190A Ultra-Cool Field Metrology Well is a great alternative. Its wide temperature range brackets the coldest and highest temperature ranges required for pharmaceutical, biomedical and food processing applications. The 9190A is small and lightweight, making it easy to transport. And since it does not use heat transfer fluids, cleanrooms stay clean. The 9190A cooling and heating times are faster than a calibration bath—that means calibration work gets done more quickly.





An accurate temperature source is critical for dependable process measurements

Unreliable process measurements can have a damaging impact on business, leading to poor product quality, recalls, fines, waste, and lost profits. Ultimately, measurements are only as good as the temperature sources used to calibrate the measurement equipment.

The 9190A Ultra-Cool Field Metrology Well incorporates the best technology and design expertise gained from decades of dry-block development experience. The 9190A conforms to EURAMET cg-13, guidelines for best measurement practices for temperature block calibrators. As a result, you can be assured that the 9190A specifications for accuracy, stability, axial (vertical) uniformity, radial (well-to-well) uniformity, loading, and hysteresis have been thoroughly and carefully defined and tested. With a 9190A Ultra-Cool Field Metrology Well, you can be confident you're using the most accurate and stable ultra-cool dry-block calibrator available. And that will have a positive impact on your business.

Wide temperature range

From -95 °C to 140 °C

Excellent accuracy

Accuracy using built-in reference thermometer readout:

± 0.05 °C full range

Display accuracy: ± 0.2 °C full range

Best-in-class stability

± 0.015 °C full range

Fast cooling time

23 °C to -90 °C: 80 minutes

23 °C to -95 °C: 90 minutes

140 °C to 23 °C: 60 minutes

Portability

Weighs only 16 kg (35 lbs)

Built-in front and back handles for easy two-handed carry

Best measurement practices

Conforms to EURAMET cg-13 guidance on measurement practices for temperature block calibrators

Calibration equipment accuracy and stability

Lower calibration uncertainty

Improved process control

Increased measurement reliability

Business results

Accurate and stable calibration equipment impacts business results (e.g. quality, efficiency, less waste)

9190A features at a glance

Dual heater zone

Active heater zone control compensates for differential temperatures between zones
Minimizes axial temperature gradients

Ergonomics

Two-handed carry; built-in handles on front and back
All controls and inputs on the front panel

Ramp-and-soak set-points

Define up to eight set-point temperatures; automatically ramp to and "soak" at each set-point
Specify soak time, number of cycles, and direction

Stability indicator


Indicates when the block temperature is stable and within limits defined by the user

Fast time to temperature and small footprint

Uses compact, efficient free piston stirling cooler technology (FPSC)

Remote operation

USB and RS-232 communications interfaces support remote operation from a computer



9190A optional process features

Reference sensor control

Set-point temperature control gets passed from the internal sensor to external reference PRT

9190A controls the well temperature based on its measurement and position inside the well

Helps minimize the effects of the axial gradient when reference PRT is aligned with short sensors

4-20 mA connectors

Power a 4-20 mA transmitter from the drywell

Supplies 24 V dc loop power

Reference thermometer input

Reference thermometer input automatically reads Fluke Calibration PRTs terminated with a "smart" connector

Accuracy ± 0.01 °C at -95 °C (readout accuracy only)

4-wire PRT/RTD input

Reads a 4-wire, 3-wire, or 2-wire PRT/RTD

Accuracy ± 0.02 °C

4-20 mA circuit fuses

Thermocouple input

Accepts common thermocouples with mini-jack termination

Types: J, K, T, E, R, S, M, L, U, N, C



Specifications

Base unit specifications	
Temperature range at 23 °C	–95 °C to 140 °C (–139 °F to 284 °F)
Display accuracy	± 0.2 °C full range
Accuracy with external reference ^[3]	± 0.05 °C full range
Stability	± 0.015 °C full range
Axial uniformity at 40 mm (1.6 in)	± 0.05 °C full range
Radial gradient	±0.01 °C full range
Loading effect	(with a 6.35 mm reference probe and three 6.35 mm probes)
	± 0.006 °C full range
	(versus display with one 6.35 mm probe)
	± 0.25 °C at –95 °C ± 0.10 °C at 140 °C
Operating conditions	0 °C to 35 °C, 0 % to 90 %
	RH (non-condensing) < 2000 m altitude
Environmental conditions for all specifications except temperature range	13 °C to 33 °C
Immersion (well) depth	160 mm (6.3 in)
Well diameter	30 mm (1.18 in)
Heating time ^[1]	–95 °C to 140 °C: 40 min
Cooling time ^[1]	23 °C to –90 °C: 80 min
	23 °C to –95 °C: 90 min
	140 °C to 23 °C: 60 min
Stabilization time ^[2]	15 min
Resolution	0.01 °
Display	LCD, °C or °F user selectable
Size (H x W x D)	480 mm x 205 mm x 380 mm (18.8 in x 8.0 in x 14.9 in)
Weight	16 kg (35 lb)
Power requirements	100 V to 115 V (± 10 %) 50/60 Hz, 575 W
	200 V to 230 V (± 10 %) 50/60 Hz, 575 W
System fuse ratings	115 V: 6.3 A T 250 V
	230 V: 3.15 A T 250 V
4–20 mA Fuse (–P model only)	50 mA F 250 V
Computer interface	RS-232, USB Serial, and 9930 interface-it temperature calibration software included
Safety	IEC 61010-1, Installation Category II, Pollution degree 2
Electromagnetic environment	IEC 61326-1: Basic
Refrigerants	R32 (Difluoromethane)
	< 20 g, ASHRAE safety group A2L
	R704 (Helium)
	< 20 g, ASHRAE safety group A1

-P Specifications	
Built-in reference thermometer readout accuracy (4-wire reference probe) ^[3]	± 0.010 °C at -95 °C
	± 0.013 °C at -25 °C
	± 0.015 °C at 0 °C
	± 0.020 °C at 50 °C
	± 0.025 °C at 140 °C
Reference resistance range	0 Ω to 400 Ω
Reference resistance accuracy ^[4]	0 Ω to 42 Ω: ± 0.0025 Ω
	42 Ω to 400 Ω: ± 60 ppm of reading
Reference characterizations	ITS-90, CVD, IEC-751, resistance
Reference measurement capability	4 wire
Reference probe connection	6-pin din with INFO-CON technology
Built-in RTD thermometer readout accuracy	NI-120: ± 0.015 °C at 0 °C
	PT-100 (385): ± 0.02 °C at 0 °C
	PT-100 (3926): ± 0.02 °C at 0 °C
	PT-100 (JIS): ± 0.02 °C at 0 °C
RTD resistance range	0 Ω to 400 Ω
Resistance accuracy ^[4]	0 Ω to 25 Ω: ± 0.002 Ω
	25 Ω to 400 Ω: ± 80 ppm of reading
RTD characterizations	PT-100 (385),(JIS),(3926), NI-120, resistance
RTD measurement capability	2-wire, 3-wire, and 4-wire RTD with jumpers only
RTD connection	4-terminal input
Built-in TC thermometer readout accuracy ^[5]	Type J: ± 0.70 °C at 140 °C
	Type K: ± 0.75 °C at 140 °C
	Type T: ± 0.60 °C at 140 °C
	Type E: ± 0.60 °C at 140 °C
	Type R: ± 1.60 °C at 140 °C
	Type S: ± 1.60 °C at 140 °C
	Type M: ± 0.65 °C at 140 °C
	Type L: ± 0.65 °C at 140 °C
	Type U: ± 0.70 °C at 140 °C
	Type N: ± 0.75 °C at 140 °C
Type C: ± 1.00 °C at 140 °C	
TC millivolt range	-10 mV to 75 mV
Voltage accuracy	0.025 % of reading + 0.01 mV
Internal cold junction compensation accuracy	± 0.35 °C (ambient of 13 °C to 33 °C)
TC connection	Miniature connectors (ASTM E1684)
Built-in mA readout accuracy	0.02 % of reading + 0.002 mA
mA range	Cal 4-22 mA, Spec 4-24 mA
mA connection	2 terminal input
Loop power function	24 V dc loop power
Built-in electronics temperature coefficient (0 °C to 13 °C, 33 °C to 50 °C)	± 0.005 % of range per °C

Notes:

^[1] For ambient temperature of 23 °C.

^[2] Time from when the SETPOINT is reached to when the unit is within stability specification.

^[3] The temperature range may be limited by the reference probe connected to the readout.

The built-in reference accuracy does not include the sensor probe accuracy. It does not include the probe uncertainty or probe characterization errors.

^[4] Measurement accuracy specifications apply within the operating range and assume 4 wires for PRTs. With 3-wire RTDs add 0.05 Ω to the measurement accuracy plus the maximum possible difference between the resistances of the lead wires.

^[5] The thermocouple input readout is sensitive to EM fields in the frequency range of 500 MHz to 700 MHz.

Ordering Information

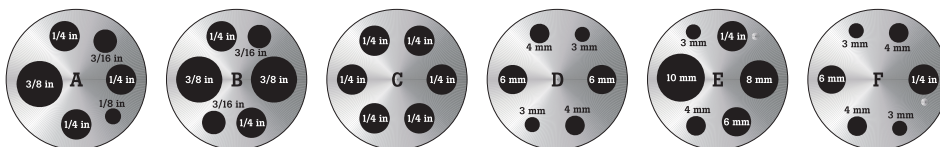
9190A Ultra-Cool Field Metrology Well

Model	Description
9190A-X	Ultra-Cool Field Metrology Well, -95 °C to 140 °C, with 9190-INSX
9190A-X-P	Ultra-Cool Field Metrology Well, -95 °C to 140 °C, with 9190-INSX, with Process Electronics

'X' in the above model numbers to be replaced with A, B, C, D, E, and F as appropriate for the desired insert. See the inserts illustration and listing below.

Recommended accessories

Model	Description
9190-INSA	Insert "A" 9190, imperial miscellaneous holes
9190-INSB	Insert "B" 9190, imperial comparison holes
9190-INSC	Insert "C" 9190, 0.25 inch holes
9190-INSD	Insert "D" 9190, metric comparison holes
9190-INSE	Insert "E" 9190, metric miscellaneous holes with 0.25 inch hole
9190-INSF	Insert "F" 9190, metric comparison miscellaneous holes with 0.25 inch hole
9190-INSY	Insert "Y" 9190, custom insert Custom insert is based on a maximum of eight holes. Please contact your local sales representative if you have special requirements.
9190-INSZ	Insert "Z" 9190, blank



Fluke Calibration. Precision, performance, confidence.™

Electrical	RF	Temperature	Pressure	Flow	Software
------------	----	-------------	----------	------	----------

Fluke Calibration
PO Box 9090,
Everett, WA 98206 U.S.A.

Fluke Europe B.V.
PO Box 1186, 5602 BD
Eindhoven, The Netherlands

For more information call:
In the U.S.A. (877) 355-3225 or Fax (425) 446-5116
In Europe/M-East/Africa +31 (0) 40 2675 200 or Fax +31 (0) 40 2675 222
In Canada (800)-36-FLUKE or Fax (905) 890-6866
From other countries +1 (425) 446-5500 or Fax +1 (425) 446-5116
Web access: <http://www.flukecal.com>

©2013 Fluke Calibration. Specifications subject to change without notice.
Printed in U.S.A. 1/2013 4264843A_EN Pub ID 12015-eng.

Modification of this document is not permitted without written permission from Fluke Corporation.