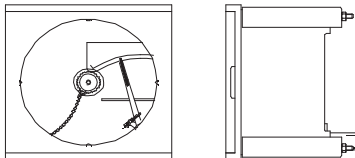
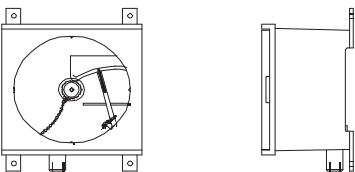
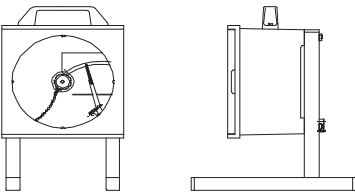


STAINLESS STEEL PRESSURE RECORDERS

TYPE ERPX, with mechanical spring wound clock

STANDARD MODEL:

CASE	: AISI316L	CHARTS dimensions.	: Ø163 mm for 192 x 192mm,
WETTED PARTS	: bourdon tube, AISI316		Ø223 mm for 280 x 280 mm
WINDOW	: plexiglass		Ø300 mm for 380 x 380 mm
PEN OPERATION	: single or double-pen, writing with long-life fiber pens on disc	RANGE	: -1/+0,6 upto 0-60 bar, acc. to DIN, for higher ranges, see page 55
CLOCKWORK	: mechanical spring wound, 24-hour or 7 day rotation. Others: see below	MOVEMENT	: brass, nickel plated
		ACCURACY	: ±1.0%F.S./class 1.0
		Tprocess	: maximum 80 °C.
CONNECTION	: ½"BSP or ½"NPT, AISI316L	OPTIONS	: see page 57-58

TYPE	MODEL	CASE DIMENSIONS		
		192 x 192 mm	280 x 280 mm	380 x 380 mm
H PANEL MOUNTING		ERPX192x192XH	ERPX280x280XH	ERPX380x380XH
B SURFACE MOUNTING		ERPX192x192XB	ERPX280x280XB	ERPX380x380XB
T TRANSPORTABLE		ERPX192x192XT	ERPX280x280XT	ERPX380x380XT
OPTIONS		192 x 192 mm	280x280mm	380 X 380 mm
RPX-DUPLEX	DOUBLE MEASURING SYSTEM			
Ø 63 mm built in pressure gauge	SINGLE MEASURING SYSTEM	N.A.	N.A.	
	DOUBLE MEASURING SYSTEM			
ATEX <small>Gas: II 2Gc Dust: II 2Dc</small>	Requires safety glass and blow out			
SINGLE MECHANICAL CLOCK	1,4,8 and 12 hours INCLUDING 1 SET OF 100 CHARTS			
SWITCHABLE MECHANICAL CLOCK	1 hour / 15 minutes; 2 hours / 30 minutes 1 hour / 4 hours; 2 hours / 8 hours 8 hours / 24 hours; 24 hours / 7days INCLUDING 2 SETS OF 100 CHARTS EACH			
BATTERY OPERATED CLOCK	60 min-96 min-12hr-1d-2d-7d-8d-14d-16d-31d-32d (Model 0820R001, counter clockwise rotation) INCLUDING ONE SET OF 100 CHARTS (WITH ONE REVOLUTION TIME OF CHOISE)			
	30 min-1hr-2hr-4hr-6hr-8hr-12hr-1d-2d-3d-4d-7d (Model 0820R029, counter clockwise rotation) INCLUDING ONE SET OF 100 CHARTS (WITH ONE REVOLUTION TIME OF CHOISE)			
SPARE PENS	Each, black, red or blue			
Charts	Each, minimum order quantity is 100 pieces (NET price)			