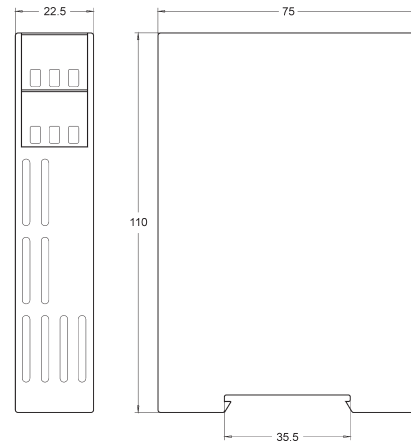


Product Information

Isolating Signal Converter TV500P



Dimensions



DIN rail mounting TS35

Characteristics

Loop powered signal converter series TV500P are highly compact devices to isolate and adapt standard signals to active inputs of SPC- and DC-systems.
The device is loop powered via the 4-20 mA output.

Technical data

Power supply

Supply voltage : 14...30 V DC (loop voltage)
Operating temperature : -10...+50 °C
CE-conformity : EN 61326-1:2013; EN 60664-1:2007

Inputs

Current : 0..20, 4..20 mA or ± 20 mA
 $R_i = 43 \Omega$, overload max. 100 mA
Voltage : 0..10, 2..10 V or ±10 V
 $R_i = 160 \text{ k}\Omega$, overload max. 100 V
End value 20 mA : adjustable ± 5 %
Accuracy : < 0.2 %, (single range adjustment < 0.1 %)

Outputs

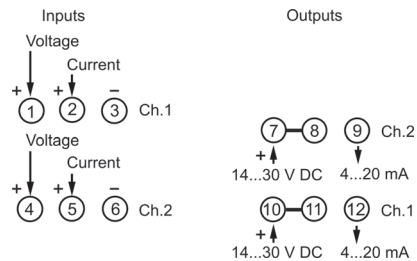
Current : 4..20 mA,
Burden : $R_{max} = (U_B - 14 \text{ V}) \div 20 \text{ mA}$
Rise time T_{90} : < 70 ms

Note!

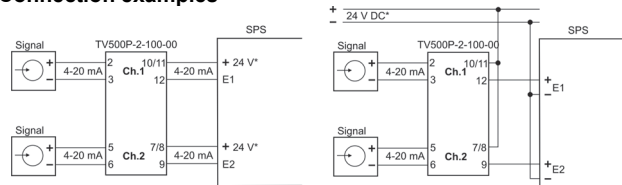
Output switches to 22 mA, if the input signal fall below -34 % or exceeds +34 % of the input signal.

Case : standard case polycarbonate 8020 UL94V-1 acc. to DIN EN 60715:2001-09
Weight : approx. 200 g
Electrical connection : screw terminals, max. 2.5 mm²
Protection class : case IP30, terminals IP20, acc. to BGV A3

Connection diagram



Connection examples



Ordering code

TV500P - - - - -

1. No. of channels	
1	1 channel
2	2 channels
2. Inputs	
0	0..20 mA and 0..10 V DC
1	4..20 mA and 2..10 V DC
2	± 20 mA and ± 10 V DC
3. Output	
0	4..20 mA passive
4. Characteristic curve	
0	increasing
1	decreasing (inverted)
5. Options	
00	without option