
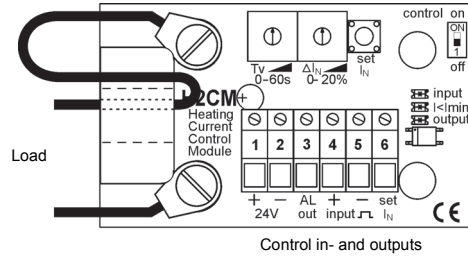


Product Information

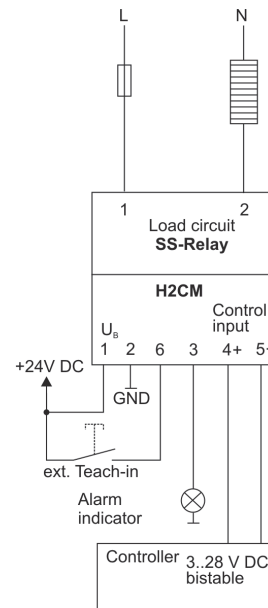
**Current Alarm Module
H2CM**



Connection diagram



Example



Characteristics

- Load circuit 1~ 48..530 V AC
- Load current 1..80 A max.
- 2-port isolation
- Drive circuit 3..28 V DC, bistable
- DIN rail mounting TS35

Applications

H2CM-modules are used for quality supervision in production of plastic parts in injection molding machines, thermoform-machines and even in the production of rubber parts. In temperature control circuits operating with solid state relays (SSR), the H2CM modules monitors the correct function of the installed heating elements in a molding tool by measuring the total heating current. Even the correct function of the SSR will be checked continuously.

Technical data

- Supply voltage : 10..30 V DC, max. 5 % ripple voltage
- Current consumption : < 20 mA (output with no load)
- Operating temperature: -10..+60 °C
- CE-conformity : EN 61326-1:2013
EN 60664-1:2007
- Measuring range : 1..80 A, 50/60 Hz
- Alarm delay : 0..60 s adjustable
- Control input : via opto coupler, Ri > 3.3 kΩ;
off ≤ 1 V DC, on 3 ... 28 V DC
- Teach-in input : Ri > 20 kΩ; off ≤ 2 V DC, on 6..30 V DC
- Alarm output : PNP-transistor open collector,
50 mA max.(short circuit proof)
via dip switch on/off selectable
(including)
- Terminal cover (Load) : finger safe acc. to BGV A3
- Connection (Control circuit) : Screw terminal 1.5 mm² flexible
or 2.5 mm² single wire
- Mounting : fits for SS-Relay, D-type
- Dimensions : 46 x 75 x 32 mm (W x L x H)

Ordering code

H2CM - 1. - 2.

1. Terminal connection (part of delivery)fitting for SS-Relay	
US	US-thread 6-32 / 8-32
M3 / M4	DIN thread M3 / M4
M3 / M5	DIN thread M3 / M5
2. Options	
00	without options

Accessories:
SSRelay and Heat-sinks see page Fehler: Verweis nicht gefunden