

Data sheet

deltaflowC2



Pitot tube

Venturi

Specification

The principle of deltaflowC–pitot tube and deltaflowC–Venturi are based on the differential pressure measurement. Integrated temperature and pressure sensors make sure that there is a precise measurement also with changes of process data. Thus the deltaflowC compensates the effect on the flow related to changes in temperature and pressure.

Description	Specification
Principle of measurement	Differential pressure principle, compensation of absolute pressure and temperature
Measured variables	(turbulent) Volume- / mass flow, temperature, static pressure
Media	Air, gases (non explosive, non corrosive)

Accuracy *	Standard Type	High Accuracy Type (calibrated)
	3% of configured span 1:10, when setting is within 25% of max Span	High Precision 1.5 % o.S. 1:10 when setting is within 25% of max Span

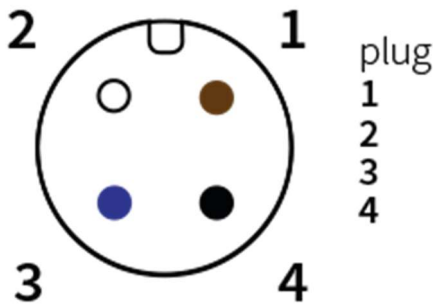
Variants	Pitot tube	Venturi
Process connection	18 mm weld in cut ring stud (C- / SS-steel)	G¾, G1, G1½ regarding DIN ISO 228-1. Others on request
Probe and housing material	1.4571 stainless steel	Aluminium
Pipe sizes	DN20 to ∞	-
Maximal insertion depth	on stop, max 100 mm	-

Application data	Min	Typical	Max	Unit
Pressure LP	0 (Vacuum)	-	16	bar abs
Temperature of media (Probe type)	-50	-	180	°C
Temperature of media (Venturi type)	-50	-	120	°C
Temperature of environment	-40	-	80	°C
Flow span setting	1:4 with no accuracy reduction, 1:20 with reduced accuracy			
Burst pressure			30	bar abs

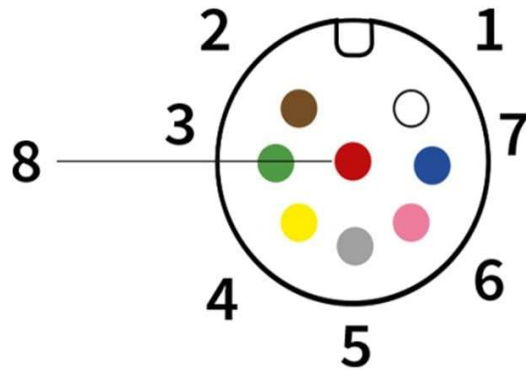
* Valid in ambient temperature range 0 – 40°C. Application related accuracy can be calculated with the deltaflowC Designer software. Download available under www.systemec-controls.de

systemec Controls GmbH
 Lindberghstrasse 4, 82178 Puchheim, Germany
 Telefon +49 89 – 80906–0, Fax +49 89 – 80906–200
 eMail: info@systemec-controls.de
<http://www.systemec-controls.de>





M12 plug 4 pin (standard)



M12 plug 8 pin (extended functions)

Electrical specifications					
M12 4pin connector, IP67 Output Option IO	Pin 1	Ground connection			
	Pin 2	4..20mA Output			
	Pin 3	Power supply			
	Pin 4	0..10VDC Output			
		Min	Typical	Max	Unit
Voltage		18	24	36	VDC
Current		22	40	55	mA

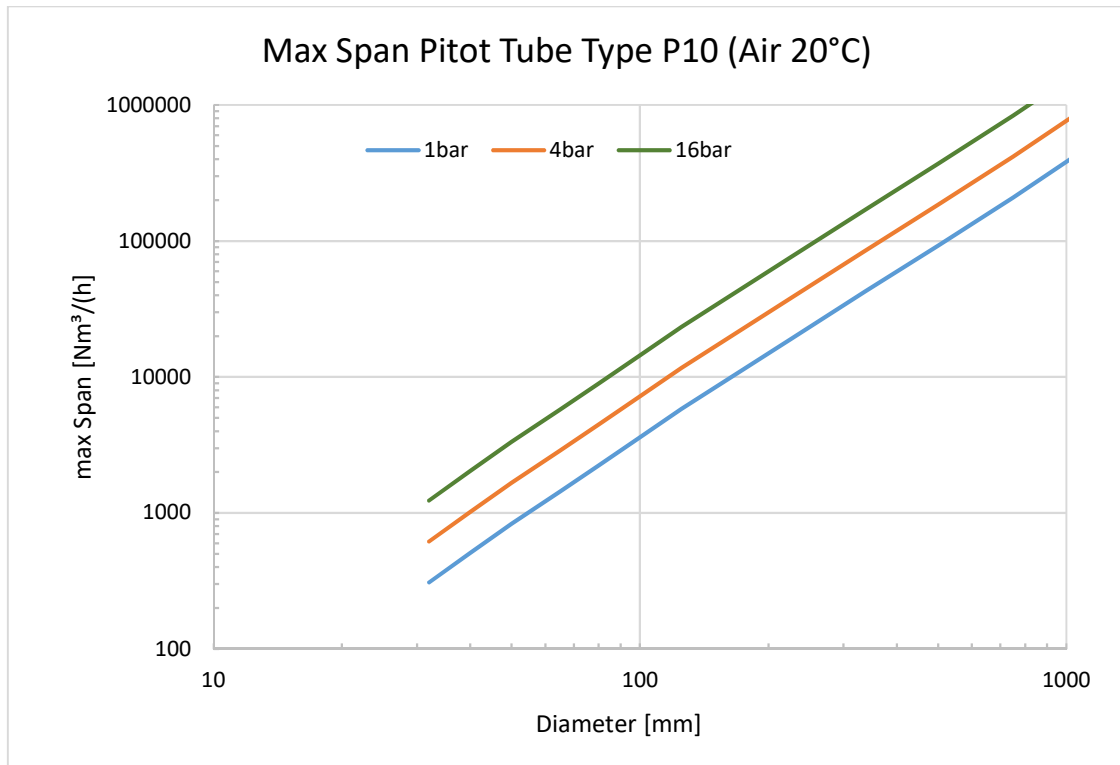
M12 4pin connector, IP67 Output Option CAN	Pin 1	Ground connection			
	Pin 2	CAN high			
	Pin 3	Power supply			
	Pin 4	CAN low			
		Min	Typical	Max	Unit
Voltage		5	24	36	VDC
Current		22	40	55	mA

M12 4pin connector, IP67 Output Option MOD	Pin 1	Ground connection			
	Pin 2	Modbus RTU A			
	Pin 3	Power supply			
	Pin 4	Modbus RTU B			
		Min	Typical	Max	Unit
Voltage		180	24	36	VDC
Current		22	40	55	mA

M12 8pin connector, IP67 Output Option IO CAN	Pin 1	Ground connection		
	Pin 2	4..20mA Output		
	Pin 3	Power supply		
	Pin 4	0..10VDC Output		
	Pin 5	Pulse output +		
	Pin 6	Pulse output -		
	Pin 7	CAN High		
	Pin 8	Can LOW		
	Min	Typical	Max	Unit
Voltage	18	24	36	VDC
Current	22	40	55	mA

M12 8pin connector, IP67 Output Option IO MOD	Pin 1	Ground connection		
	Pin 2	4..20mA Output		
	Pin 3	Power supply		
	Pin 4	0..10VDC Output		
	Pin 5	Pulse output +		
	Pin 6	Pulse output -		
	Pin 7	Modbus RTU A		
	Pin 8	Modbus RTU B		
	Min	Typical	Max	Unit
Voltage	18	24	36	VDC
Current	22	40	55	mA

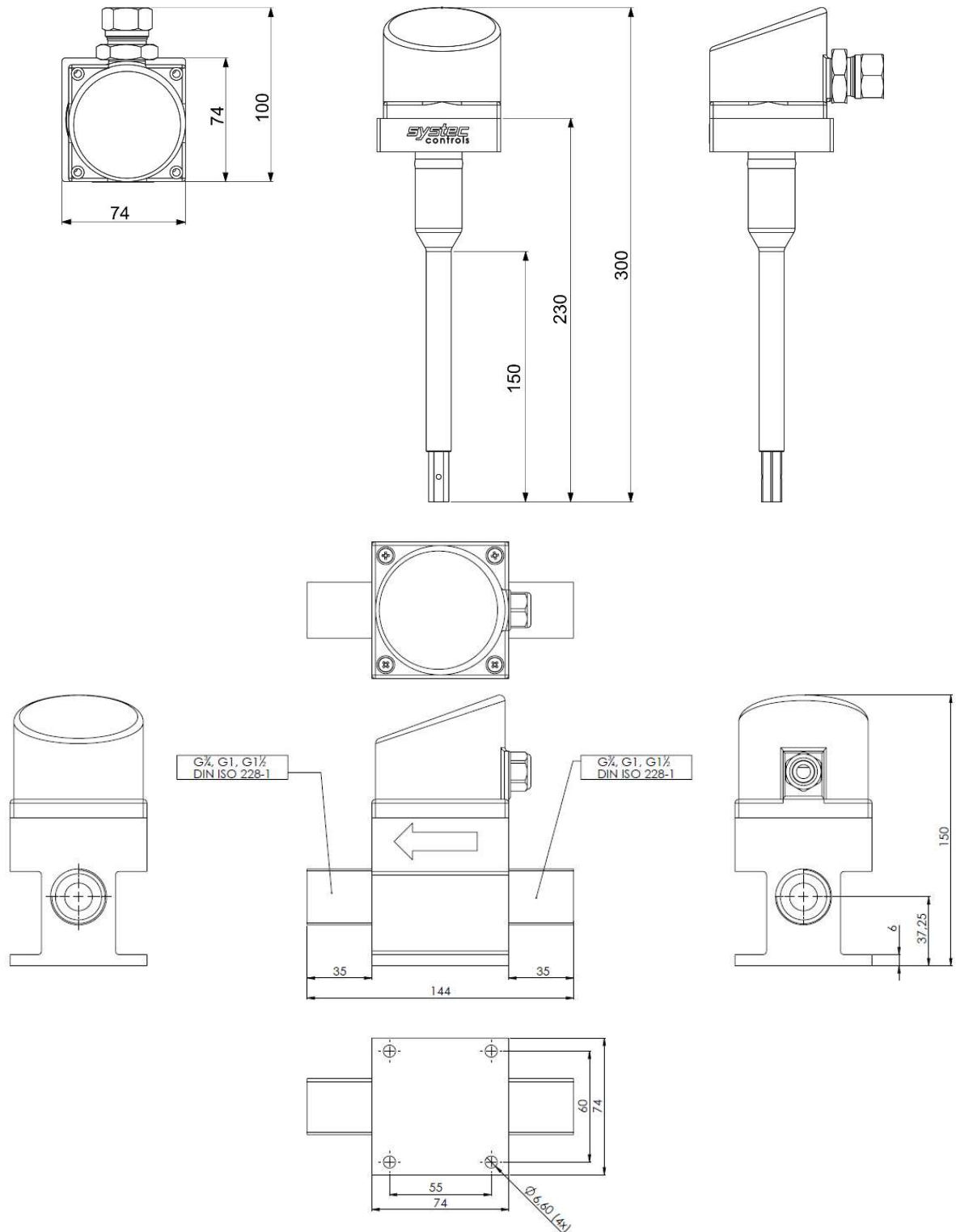
Flowspan



Maximal Span Venturi Type deltaflowC2 (Air, 20°C) [Nm³/h]

Type	1bar	4bar	8bar	12bar	16bar
V20(4)	10,9	21,7	30,7	37,6	43,4
V20(6)	24,5	49,0	69,3	84,9	98,0
V20(8)	48,7	97,4	137,7	168,7	194,8
V20(10)	77,0	154,0	217,8	266,7	308,0
V25	179,0	358,0	506,3	620,1	716,0
V40	289,0	578,0	817,4	1001,1	1156,0

Dimensions



Typecode

	Type	Variante	Display	Accuracy	Accessories
DFC2					deltaflowC Mass Flow Meter
	P10C				Pitot Tube, length 100mm; Weld-in-cutring carbon steel
	P10S				Pitot Tube, length 100mm; Weld-in-cutring stainless steel 1.4571
	V20(4)				Venturi 3/4" Male PN16 (4mm neck diameter)
	V20(6)				Venturi 3/4" Male PN16 (6mm neck diameter)
	V20(8)				Venturi 3/4" Male PN16 (8mm neck diameter)
	V20(10)				Venturi 3/4" Male PN16 (10mm neck diameter)
	V25				Venturi 1" Male PN16 (15mm neck diameter)
	V40				Venturi 1 1/2" Male PN16 (25mm neck diameter)
		IO			Outputs 4..20mA and 0..10VDC (4 pin M12 Plug)
		CAN			Can-Bus Version (VS, GND, CANHI, CANLO) (4 pin M12 Plug)
		MOD			MOD-Bus Version (VS, GND, A, B) (4 pin M12 Plug)
		IO MOD			Outputs 4..20mA, 0..10VDC, Pulses, MOD-Bus (8 pin M12 Plug)
		IO-CAN			Outputs 4..20mA, 0..10VDC, Pulses, CAN-Bus (8 pin M12 Plug)
			D0		no Display (settings by systec) o.R.
			D1		integrated display / keypad
			DS		Standard 3% o.S. 1:5 (span reduction down to 25% of max span)
			DH		High Precision 1% o.S. 1:10 (span reduction down to 25% of max span), incl 5 point calibration
				RSXX	Hot Tap Accessorie for pipe dimesnions 45..335mm
				M12-4	M12 cable 1,5m 4pin
			M12-8	M12 cable 1,5m 8pin	